



MSc DEGREE COURSE

# Specialist Practice of Restorative Aesthetic Dentistry & Implantology



University of  
Greater Manchester



# About The Course

While traditional implant protocols are commonly taught, the MSc in Specialist Practice of Restorative Aesthetic Dentistry and Implantology approaches implantology from a restorative perspective. The program focuses on developing



treatment plans that are guided by restorative needs, integrating implants as part of the solution.

The programme is designed to offer contemporary face to face and digital learning as well as close 1 to 1 mentorship with live patients.

It also explores immediate loading and placement techniques, utilizing both screw-retained and cement-retained prostheses.

## **COURSE TITLE:**

MSc Degree Course In Specialist Practice of Restorative Aesthetic Dentistry and Implantology

## **DURATION:**

2 years part time

## **CAMPUS:**

SYNTRAIN ACADEMY & APPROVED GENERAL DENTAL PRACTICES

## **ATTENDANCE:**

PART TIME ENTRY. 1 DAY A MONTH LECTURES/ CLINICAL PRACTICE OBSERVATIONS.

## **ENTRY REQUIREMENTS:**

POSTGRADUATE BDS OR EQUIVALENT

## **FEES:**

Please refer to the website

## **CREDITS**

180

# Structure

**Year 1** 1 day a month to include:

- Lecture Programme and Clinical Skills development (Phantom head Training)
- Supervised Clinical Practice
- Self Study

**Year 2** 1 day a month to include:

- Tutorials with Dissertation Supervisor
- Dissertation writing



## Clinical Practice Rota

As part of your PART TIME MSc programme, you will be placed in a University Approved Implant Practice where you will have the opportunity to observe and perform clinical dentistry including dental implant treatment. .

The experience you will gain will allow you to meet the requirements of your Clinical Professional Portfolio.

As part of your clinical practice placement, you will:

- Be placed in an Implant Clinic under an Implant Mentor
- The surgery environment will be fully digital with Intra Oral Scanners and CBCT.
- You will have an opportunity to take part in implant surgery under direct supervision
- You will have the opportunity to assist in implant surgery and we aim to allow you to place at least 10 implants.
- You will complete a Clinical Portfolio



## Teaching



As part of your MSc Programme, you will be taught both face to face and online too to give you flexibility and avoid taking days off from work.



## Clinical Skills Development

As part of your PART TIME MSc programme, you will have the opportunity to be taught in a high tech skills lab.

This consists of manikin phantom heads simulating patients.

### **You will have:**

- Practical experience in dental implant placement
- Hands-on training in our purpose built phantom head facility
- Comprehensive experience in implant restorative procedures
- Direct interaction and surgery with live patients
- Live patient demonstrations by experienced professionals

## Clinical Skills Development Timetable

Month 1	Single Implants
Month 2	Multiple Implants
Month 3	Over Dentures
Month 4	Full Arch
Month 5	Clinical Attachments
Month 6	Clinical Attachments
Month 7	Full Same Day Implants
Month 8	Full Same Day Implants
Month 9	Full Same Day Implants
Month 10	Clinical Attachments
Month 11	Clinical Attachments
Month 12	Clinical Attachments
Month 13-24	Understanding Research & Critical Appraisal, Reflective Clinical Practice & Dissertation

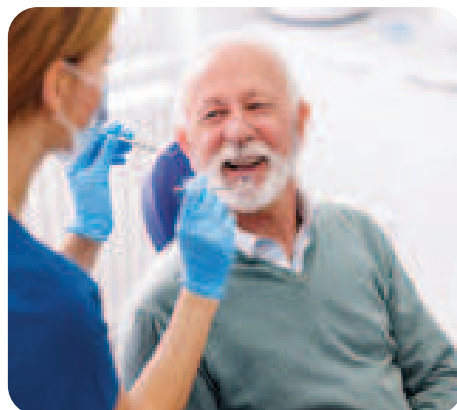
The MSc programme is divided into separate modules. This ensures that you complete the requirements of the MSc Learning Outcomes.

The modules are integrated within each of the separate course units. The course is designed in 12 face to face days to advance the learning of each delegate through the programme.

## Module Outline

### Patient Assessment and Risk Management

This module aims to foster an evidence-based approach to patient selection while equipping you with the practical skills needed to identify and deliver advanced treatment modalities and conduct risk assessments in multidisciplinary procedures.



Its objective is to highlight potential complications during treatment and help you develop strategies to avoid or minimize these risks. Elective treatments present some of the most challenging and complex scenarios in medicine, often requiring a deep understanding of multiple specialties, each with its own unique complications that must be recognized and managed effectively.

The challenges you may face can range from unacceptable aesthetics and poor treatment outcomes to irreversible surgical trauma and potentially life-threatening haemorrhage. This module enhances your understanding of the necessary skills and requirements for safe clinical practice and the application of advanced treatment techniques, as well as the long-term maintenance of these treatments.

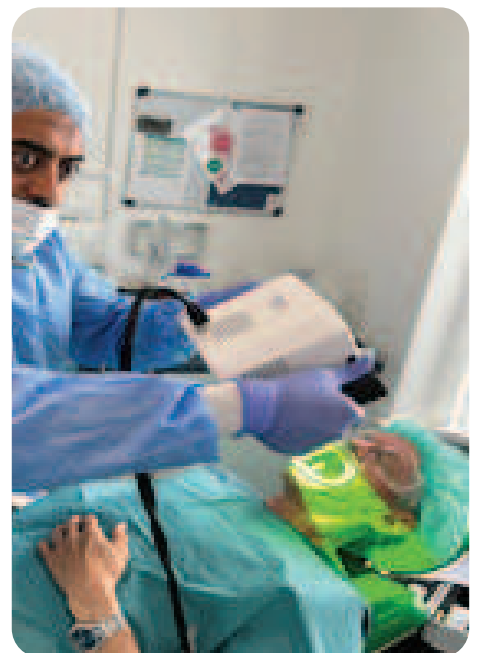
Recognizing that not all complications can be prevented, the module also addresses essential management strategies, ethical considerations related to informed consent, and the management of patient expectations. You will develop skills in communication, organization, planning, problem-solving, treatment planning, risk assessment, ethical responsibility, and securing consent.

### **Computer Assisted Design and & Fabrication of Restorations**

This module offers a critical evaluation of the latest computer-assisted design and manufacturing technologies in digital dentistry. It is designed to provide hands-on experience with commercial CAD/CAM systems, enhancing your skills in producing implant guides and restorations. You will gain familiarity with CAD software, using dental computer packages to build a foundational competence and understanding.

You will be encouraged to assess the significance and effectiveness of dental CAD/CAM systems, as well as to explore image-capturing technologies, their indications, and their integration into the digital workflow. The module will cover in detail the software commonly used for treatment planning and designing restorative appliances and surgical guides.

Additionally, you will have the opportunity to apply CAD software, and photogrammetry in the treatment of real cases, evaluating its functionality and application across various treatment modalities. The CAM processes will include the use of fabrication hardware such as milling and printing machines.





## **Understanding Research and Critical Appraisal**

This module is designed to help you develop the research skills necessary to identify your dissertation topic, create a detailed proposal, and plan your research effectively. It will equip you with the academic skills required for Master's level study.

The module encompasses key areas such as clinical statistics, evidence-based practice, critical appraisal, measurement, and research design, with a focus on their specific applications in medical research and treatment.

You will learn how to formulate realistic research objectives and establish an appropriate conceptual and analytical framework for your study. Additionally, you will acquire skills in identifying, collating, and critically reviewing relevant literature, enabling you to make informed decisions regarding the research philosophies, strategies, and methods best suited to your project.





## **Reflective Clinical Practice of Restorative Dentistry and Implantology**

As an experienced dental professional, this optional module invites you to critically assess your own knowledge base and reflect on the connections between your existing expertise and what you aim to learn through the evaluation of clinical cases. The module promotes information literacy by encouraging the use of contemporary and seminal sources to create a critical

evaluation of restorative dentistry and implantology practices, enabling you to develop strategies for enhancing your practice.

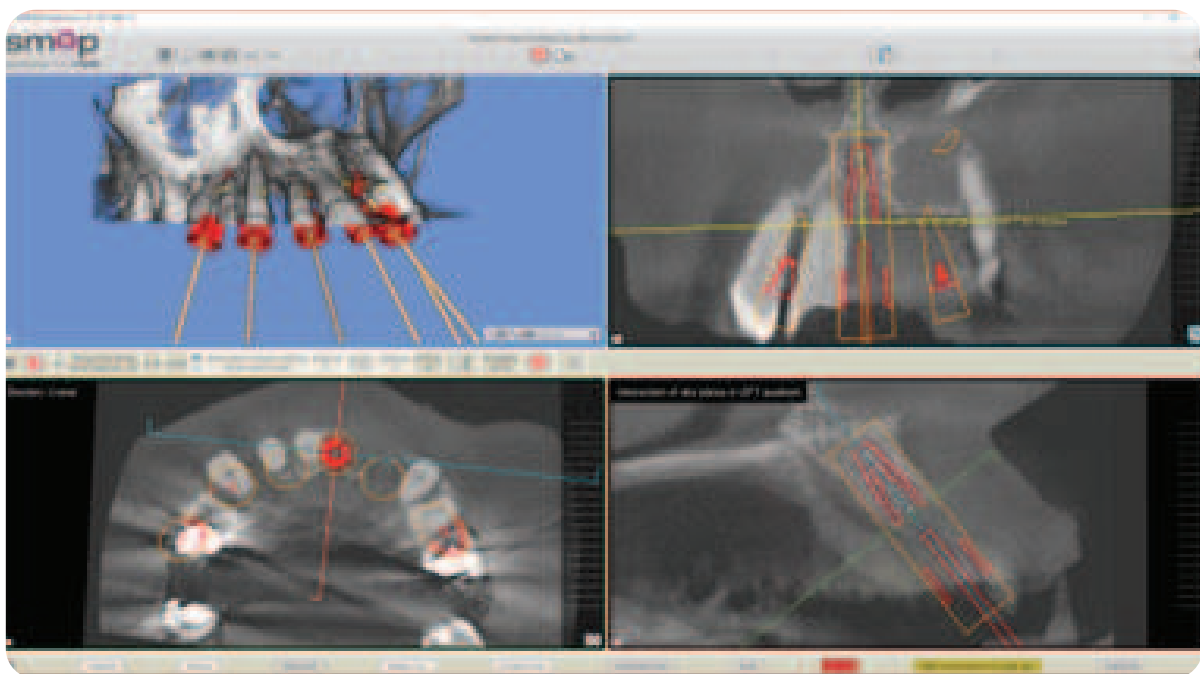
Additionally, there will be opportunities for supervised clinical placements involving implant procedures on actual patients

## **Three Dimensional Digital Imaging techniques, interpretation and technology**

This module offers an introduction to Cone Beam Computed Tomography (CBCT) through a series of practical training sessions focused on three-dimensional imaging systems and their foundational principles. You will develop skills in navigating and interpreting three-dimensional images.

Throughout the module, you will learn about the fundamental technology behind CT scans, including their advantages and limitations.

Additionally, you will gain knowledge of the operating and legal requirements essential for the safe and effective use of radiographic equipment, as well as the health and safety considerations related to ionizing radiation.



## **Occlusal Diagnosis and Analysis**

Patient awareness of aesthetics, along with advancements in orthodontic techniques, implantology, and restorative rehabilitation, has led to a rise in adults seeking advanced dental treatments. As a result, dentists are increasingly tasked with diagnosing and managing occlusion as part of broader treatment plans.

This multidisciplinary module examines the anatomy, etiology, and management of occlusion from both orthodontic and restorative viewpoints. Its goal is to equip dentists with the skills to accurately diagnose occlusal issues and develop comprehensive treatment plans that facilitate a multidisciplinary approach to patient care.



### **Dissertation**

This taught module offers the opportunity to conduct an extended and significant research project. It enables you to synthesize the academic knowledge gained from your previous postgraduate studies and practical experiences to create an evaluative and critical discussion on a specialist dental topic directly related to your program.

The module aims to enhance your skills in identifying a problem, determining its significance, formulating a hypothesis or proposition, designing a method for testing the hypothesis, and evaluating the results.

## **MSc Key Features**

1. Face-to-face teaching delivered from modern advanced facilities at the SynTrain Academy Campus in Bolton
2. Clinical Hands-On Training in a Phantom Head Skills Lab
3. A personal academic coach will provide regular online tutorials to support learning and guidance through course modules on a one-to-one basis. The coaches are there to help you as needed to ensure your success.
4. Adjunctive programmes, supplemental formative courses which support your compulsory modules and deliver live regular interactive clinical training.
5. Clinical Attachments in Dental Practice where you will be treating patients.

## **Advance Prior Learning**

**Students who have completed the PG Diploma in Implantology and want to progress by enrolling onto the MSc programme, will benefit from:**

- You will have the opportunity to assist in implant surgery on 7 cases. We aim to allow you to assist and place implants in most cases depending on case selection and complexity. Please note, we normally allow 3 mentorship cases for our PG Diploma course. So we top up the MSc programme with a further 7 cases.
- Delegates will receive our Full Same Day Implants Training.

# What's Included In The MSc?

	Postgraduate Diploma in Specialist Practice of Implant & Restorative Dentistry <b>COMPREHENSIVE</b>	Postgraduate Diploma in Specialist Practice of Implant & Restorative Dentistry <b>DIGITAL ONLY</b>	Postgraduate Diploma in Specialist Practice of Implant & Restorative Dentistry <b>COMPREHENSIVE</b>	Postgraduate Diploma in Specialist Practice of Implant & Restorative Dentistry <b>DIGITAL ONLY</b>
<b>Unit 1:</b> Single Implant surgery and restoration	Included	Included	Included	Included
<b>Unit 2:</b> Multiple Implant surgery and restoration	Included	Included	Included	Included
<b>Unit 3:</b> Implant Overdentures	Included	Included	Included	Included
<b>Unit 4:</b> Full Arch Implants	Included	Included	Included	Included
4 Separate Hands On Days	Included		Included	
3 MENTORSHIP CASES	Included		Included	
ADDITIONAL 7 MENTORSHIP CASES			Included	
FULL SAME DAY IMPLANTS MASTERCLASS			Included	Included
Reflective Clinical Practice of Restorative Dentistry and Implantology			Included	Included
Understanding Research and Critical Appraisal			Included	Included
Dissertation			Included	Included

# Course Fees

	Fees (Excl VAT)	Advance to MSc (Excl VAT)	Total Fees Paid (Excl VAT)
Postgraduate Diploma in Implant & Restorative Dentistry <b>COMPREHENSIVE</b>	£6,000	£13,500	£19,500
Postgraduate Diploma in Implant & Restorative Dentistry <b>DIGITAL ONLY</b>	£3,000	£7,500	£10,500
MSc Specialist Practice of Implant & Restorative Dentistry <b>COMPREHENSIVE</b>	£19,500		£19,500
MSc Specialist Practice of Implant & Restorative Dentistry <b>DIGITAL ONLY</b>	£10,500		£10,500

## Payment Terms:

Payments can be made upfront/Finance options available

---

Enquire Now - Call or WhatsApp on +44 7840 607695

# MSc In Specialist Practice of Restorative Aesthetic Dentistry & Implantology

Patient Assessment & Risk Management

Computer assisted design & fabrications of restorations

Occlusal Diagnosis & Analysis

Three-Dimensional Digital Imaging Techniques, Interpretation & Technology

**THIS IS YOUR ENTRY LEVEL**

Completed The Diploma In Restorative Aesthetic Dentistry & Implantology (EduQual 7) 128 Credits

Reflective Clinical Practice of Restorative Dentistry & Implantology

Understanding Research & Critical Appraisal (URECA)

Flexible Online Learning	✓	✓
Cutting-Edge Digital Platform	✓	✓
Dedicated Digital Mentor Assigned	✓	✓
3x Live Patients Under Direct Mentorship	✗	✓
4x Hands On Study Days	✗	✓
Tell, Show, Do Learning Model	✗	✓
Option to Progress to MSc Degree	✓	✓

Dissertation



**University of Greater Manchester**  
Exit here with a Master of Science Degree

For more information visit our website by scanning the QR code



- Exit here with a Postgraduate Diploma HE Level 7 (PgDip)
- +  Exit here with a Master of Science Degree

# Admissions Criteria

**Entrants must satisfy the following entry requirements:**

**Normally at least two years' demonstrable postgraduate clinical experience in clinical practice as a:**

- Qualified dental practitioner
- Current registration with the UK General Dental Council (GDC) or equivalent in another country
- Evidence of appropriate professional liability insurance/Medico-legal indemnity insurance as may be required for the designated clinical setting at an appropriate level
- Access to clinical practice setting that gives enough exposure to the relevant area of clinical specialism

# Apply for a Student Scholarship

At The University of Greater Manchester, we understand that pursuing education can come with financial challenges. To support individuals in need, we've introduced a scholarship scheme specifically for clinicians. This program is designed to provide financial assistance and help make education more accessible.

## Scholarship Specifications

Each year, a limited number of scholarships are available through our student scholarship scheme. These scholarships provide up to £5,500 towards the cost of Postgraduate education.

Eligibility Criteria:

- Students enrolled in a Postgraduate program.
- Students who have completed an accredited Postgraduate Diploma course are also eligible to apply.
- Students must have a current registration with the UK General Dental Council (GDC) or equivalent in another country

## Terms & Conditions

- **Validity Period:** If successful, the scholarship is valid for a limited period to allow other candidates the opportunity to apply. Each scholarship offer is valid for **3 months** from the date of award.
- **Program Eligibility:** Scholarships are available exclusively for select **MSc** and **Postgraduate Diploma** programs.

