



MSc DEGREE COURSE

Specialist Practice of Dento-Alveolar Surgery



MSc Degree Accredited By:



University of
Greater Manchester



POWERED BY
SYNTRAIN
INTERNATIONAL ACADEMY

About The Course

The MSc Specialist Practice of Dento-Alveolar Surgery seeks to increase the general dentists' skills in minor oral surgery and develop competencies. Many straightforward cases requiring minor oral surgery treatment are referred for specialist treatment yet they could and should easily be within the scope of the general practitioner.

Apart from teaching basic surgical sciences the programme will teach advanced bone augmentation procedures essential for implant site enhancement.

This programme is ideal for general practitioners who want to hone their surgical skills to expand their practice and increase the scope of their implant placement.

COURSE TITLE:

MSc Dento-Alveolar Surgery

DURATION:

2 years

CAMPUS:

SYNTRAIN ACADEMY & APPROVED GENERAL DENTAL PRACTICES

ATTENDANCE:

PART TIME. 1 DAY A MONTH LECTURES/CLINICAL PRACTICE OBSERVATIONS

ENTRY REQUIREMENTS:

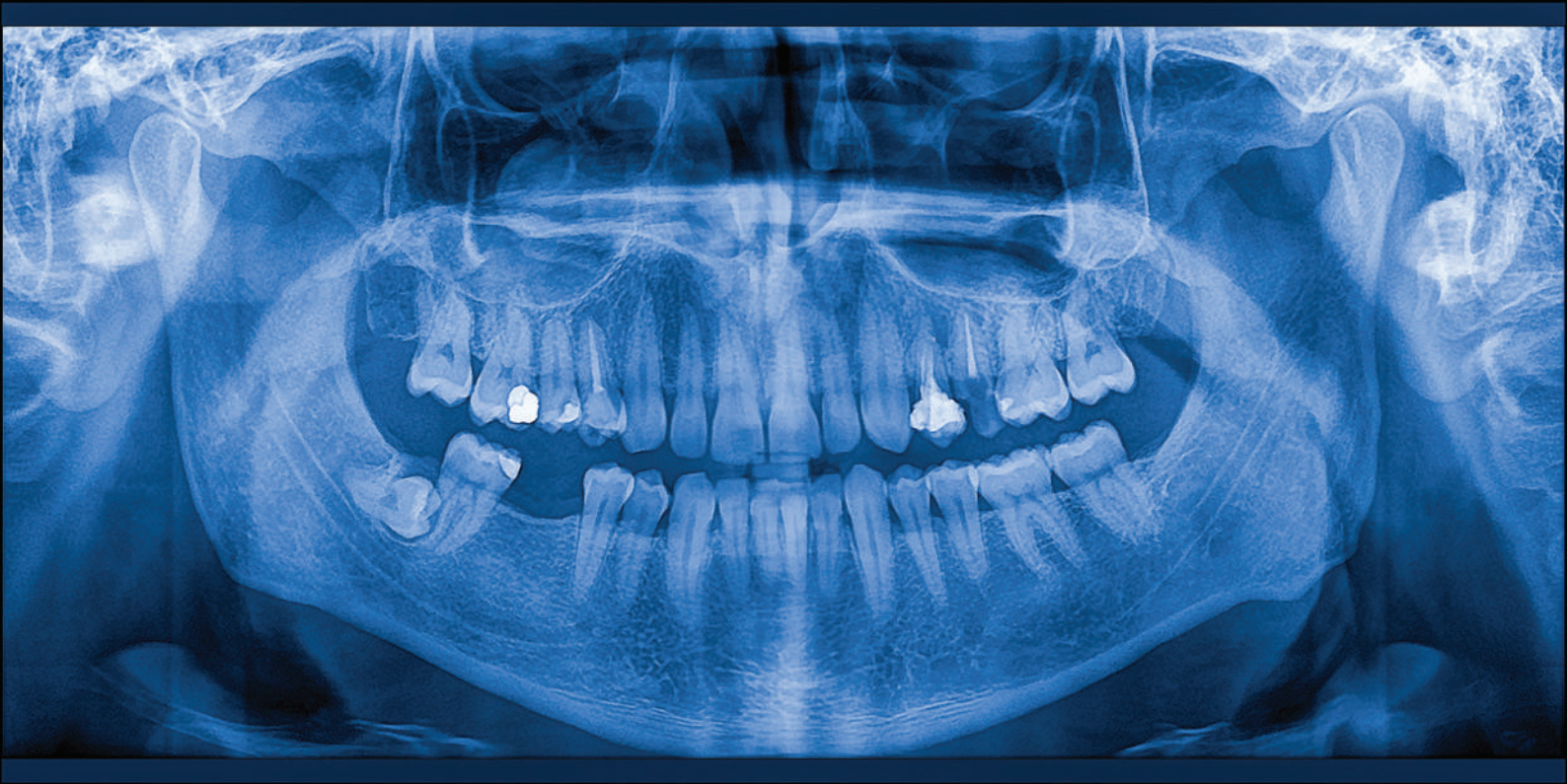
POSTGRADUATE BDS OR EQUIVALENT

FEES:

PLEASE REFER TO THE WEBSITE OR BACK OF THE BROCHURE

CREDITS:

180



Structure

Year 1 1 day a month to include:

- Lecture Programme and Clinical Skills development (phantom head/ sheep's head training)
- Supervised Clinical Practice
- Self Study

Year 2 1 day a month to include:

- Tutorials with Dissertation Supervisor
- Dissertation writing



Clinical Practice Rota

As part of your PART TIME MSc programme, you will be placed in a University Approved Oral Surgery Practice where you will have the opportunity to observe and perform clinical dentistry including Oral Surgery treatment. The experience you will gain will allow you to meet the requirements of your Clinical Professional Portfolio. As part of your clinical practice placement, you will:

- Be placed in a Private Minor Oral Surgery Clinic under an Oral Surgery Mentor
- The surgery environment will be fully digital with Intra Oral Scanners and CBCT.
- You will have an opportunity to take part in Private Oral Surgery under direct supervision
- You will have the opportunity to assist in Oral Surgery and we aim to allow you to have five mentorship days
- You will complete a Clinical Portfolio



Teaching

As part of your MSc Programme, you will be taught both face to face and online too to give you flexibility and avoid taking days off from work.



Clinical Skills Development

As part of your PART TIME MSc programme, you will have the opportunity to be taught in a high tech skills lab.

This consists of practicing your skill on real sheep's head.

You will have:

- Practical experience in Dento Alveolar Surgery
- Hands-on training in our purpose built phantom head facility
- Comprehensive experience in oral surgery procedures
- Direct interaction and surgery with live patients
- Live patient demonstrations by experienced professionals

Clinical Skills Development Timetable

Month 1	The Examination & Anatomy
Month 2	Single tooth, Multiple Teeth & Retained Root Extractions
Month 3	Pathology & Complications
Month 4	Trauma, Medico Legal & Crown Lengthening
Month 5	Clinical Attachments
Month 6	Clinical Attachments
Month 7	Clinical Attachments
Month 8	Bone and Bone Disease
Month 9	Exodontia Assessment
Month 10	Orofacial Infection Complications
Month 11	Clinical Attachments
Month 12	Clinical Attachments
Month 13-24	Understanding Research & Critical Appraisal (URECA), Reflective Clinical Practice & Dissertation

The MSc programme is divided into separate modules. This ensures that you complete the requirements of the MSc Learning Outcomes.

The Modules are intergrated within each of the separate course units. The course is designed in 12 face to face days to advance the learning of each delegate through the programme.

Module Outline

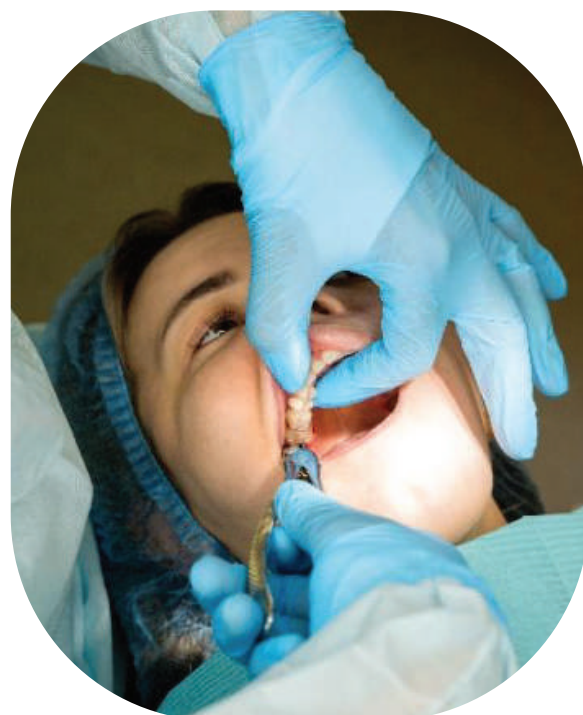
Patient Assessment and Risk Management

This module aims to foster an evidence-based approach to patient selection while equipping you with the practical skills needed to identify and deliver advanced treatment modalities and conduct risk assessments in multidisciplinary procedures.

Its objective is to highlight potential complications in oral surgery and for students to be able develop risk assessment strategies to avoid and minimise complications.

Realistically it is not possible to prevent all complications, so management strategies are an essential.

The module will explore the ethical issues of informed consent and management of patient expectations. The module develops communication skills, organisation and planning, problem solving, treatment planning, risk assessment, ethical responsibility and consent.





Aetiology and Diagnosis

This module will provide a sound understanding of the key causes of diseases of the oral cavity; their diagnoses, associated systemic conditions and appropriate medical treatments and surgical management.

This will include conducting a literature search and critically appraise current evidence relating to the management of oral pathology and its evidence-based management. Through understanding and the use of appropriate academic resources students will focus on how to incorporate ideas from their reading into an assignment using quotations, paraphrases and references.



Understanding Research and Critical Appraisal

This module is designed to help you develop the research skills necessary to identify your dissertation topic, create a detailed proposal, and plan your research effectively. It will equip you with the academic skills required for Master's level study.

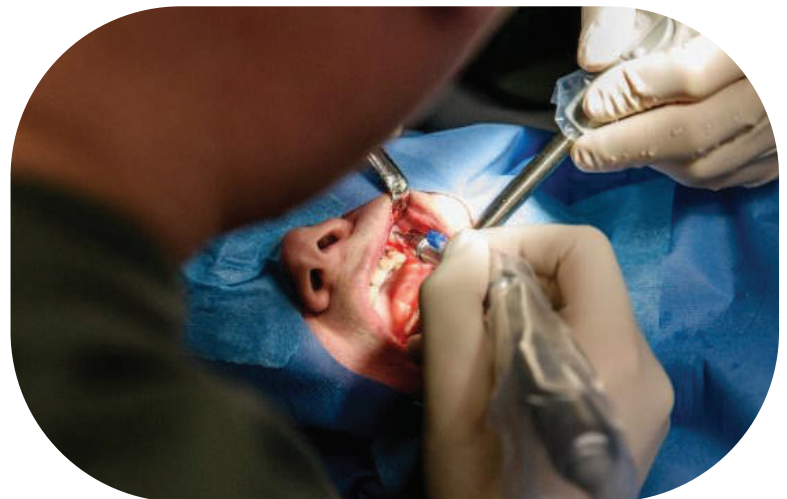
The module encompasses key areas such as clinical statistics, evidence-based practice, critical appraisal, measurement, and research design, with a focus on their specific applications in medical research and treatment.

You will learn how to formulate realistic research objectives and establish an appropriate conceptual and analytical framework for your study. Additionally, you will acquire skills in identifying, collating, and critically reviewing relevant literature, enabling you to make informed decisions regarding the research philosophies, strategies, and methods best suited to your project.

Reflective Clinical Practice of Oral Surgery

As an experienced dental professional, this optional module invites you to critically assess your own knowledge base and reflect on the connections between your existing expertise and what you aim to learn through the evaluation of clinical cases.

The module promotes information literacy by encouraging the use of contemporary and seminal sources to create a critical evaluation of dento-alveolar practices, enabling you to develop strategies for enhancing your practice.



Three Dimensional Digital Imaging techniques, interpretation and technology

This module offers an introduction to Cone Beam Computed Tomography (CBCT) through a series of practical training sessions focused on three-dimensional imaging systems and their foundational principles. You will develop skills in navigating and interpreting three-dimensional images.

Throughout the module, you will learn about the fundamental technology behind CT scans, including their advantages and limitations.

Additionally, you will gain knowledge of the operating and legal requirements essential for the safe and effective use of radiographic equipment, as well as the health and safety considerations related to ionizing radiation.



Tissue Regenerative and Augmentation Techniques

This module will provide a sound understanding of the key concepts of augmentation of dento-facial soft and hard tissues and help students to develop the practical skills necessary for successful and predictable regeneration of lost tissue.

Students will conduct literature searches and critically appraise current evidence relating to the management of tissue defects or diseased tissue. Through understanding and using appropriate academic resources students will focus on how to incorporate ideas from their reading into an essay using quotations, paraphrases and references.

This module will also consider potential complications and risk assessment strategies to avoid and minimise complications. The module develops communication skills, organisation and planning, problem solving, treatment planning, risk assessment, ethical responsibility and consent.



Dissertation

This taught module offers the opportunity to conduct an extended and significant research project. It enables you to synthesize the academic knowledge gained from your previous postgraduate studies and practical experiences to create an evaluative and critical discussion on a specialist dental topic directly related to your program.

The module aims to enhance your skills in identifying a problem, determining its significance, formulating a hypothesis or proposition, designing a method for testing the hypothesis, and evaluating the results.

MSc Key Features

1. Face-to-face teaching delivered from modern advanced facilities at the SynTrain Academy Campus in Bolton
2. Clinical Hands-On Training in a Phantom Head Skills Lab
3. A personal academic coach will provide regular online tutorials to support learning and guidance through course modules on a one-to-one basis. The coaches are there to help you as needed to ensure your success.
4. Adjunctive programmes, supplemental formative courses which support your compulsory modules and deliver live regular interactive clinical training.
5. Clinical Attachments in Dental Practice where you will be treating patients.

What's Included In The MSc?

	Postgraduate Diploma in Specialist Practice of Dento-Alveolar Surgery COMPREHENSIVE	Postgraduate Diploma in Specialist Practice of Dento-Alveolar Surgery DIGITAL ONLY	MSc Degree Course in Specialist Practice of Dento-Alveolar Surgery COMPREHENSIVE	MSc Degree Course in Specialist Practice of Dento-Alveolar Surgery DIGITAL ONLY
Unit 1: The Examination & Anatomy	Included	Included	Included	Included
Unit 2: Single Tooth, Multiple Teeth & Retained Root Extractions	Included	Included	Included	Included
Unit 3: Pathology & Complications	Included	Included	Included	Included
Unit 4: Trauma, Medico Legal, & Crown Lengthening	Included	Included	Included	Included
Unit 5: Bone and Bone Disease	Included	Included	Included	Included
Unit 6: Exodontia Assessment	Included	Included	Included	Included
Unit 7: Orofacial Infection Complications	Included	Included	Included	Included
7 Separate Hands On Days	Included		Included	
5 Mentorship Days With Live Patients	Included		Included	
Reflective Clinical Practice of Dento-Alveolar Surgery			Included	Included
Undersnading Research & Critical Appraisal			Included	Included
Dissertation			Included	Included

Course Fees

	Fees (Excl VAT)	Advance to MSc (Excl VAT)	Total Fees Paid (Excl VAT)
Postgraduate Diploma in Specialist Practice of Dento-Alveolar Surgery COMPREHENSIVE	£8,500	£11,000	£19,500
Postgraduate Diploma in Specialist Practice of Dento-Alveolar Surgery DIGITAL ONLY	£3,000	£8,850	£11,850
MSc Degree Course In Specialist Practice of Dento-Alveolar Surgery COMPREHENSIVE	£19,500		£19,500
MSc Degree Course In Specialist Practice of Dento-Alveolar Surgery DIGITAL ONLY	£11,850		£11,850

Payment Terms:

Payments can be made upfront/Finance options available

Enquire Now - Call or WhatsApp on +44 7840 607695

MSc Specialist Practice In Dento-Alveolar Surgery

Patient Assessment & Risk Management

Aetiology & Diagnosis

Tissue Regenerative & Augmentation Techniques

Three-Dimensional Digital Imaging Techniques, Interpretation & Technology

Reflective Clinical Practice of Oral Surgery

Understanding Research & Critical Appraisal (URECA)

Dissertation

THIS IS YOUR ENTRY LEVEL

Completed the Diploma in Specialist Practice In Dento-Alveolar Surgery



University of Greater Manchester

Exit here with a Master of Science Degree

For more information visit our website by scanning the QR code



Exit here with a Postgraduate Diploma HE Level 7 (PgDip)

+ Exit here with a Master of Science Degree

Admissions Criteria

Entrants must satisfy the following entry requirements:

Normally at least two years' demonstrable postgraduate clinical experience in clinical practice as a:

- Qualified dental practitioner
- Current registration with the UK General Dental Council (GDC) or equivalent in another country
- Evidence of appropriate professional liability insurance/Medico-legal indemnity insurance as may be required for the designated clinical setting at an appropriate level
- Access to clinical practice setting that gives enough exposure to the relevant area of clinical specialism

Apply for a Student Scholarship

At The University of Greater Manchester, we understand that pursuing education can come with financial challenges. To support individuals in need, we've introduced a scholarship scheme specifically for clinicians. This program is designed to provide financial assistance and help make education more accessible.

Scholarship Specifications

Each year, a limited number of scholarships are available through our student scholarship scheme. These scholarships provide up to £5,500 towards the cost of Postgraduate education.

Eligibility Criteria:

- Students enrolled in a Postgraduate program.
- Students who have completed an accredited Postgraduate Diploma course are also eligible to apply.
- Students must have a current registration with the UK General Dental Council (GDC) or equivalent in another country

Terms & Conditions

- **Validity Period:** If successful, the scholarship is valid for a limited period to allow other candidates the opportunity to apply. Each scholarship offer is valid for **3 months** from the date of award.
- **Program Eligibility:** Scholarships are available exclusively for select **MSc** and **Postgraduate Diploma** programs.

